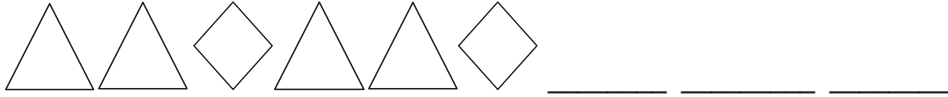
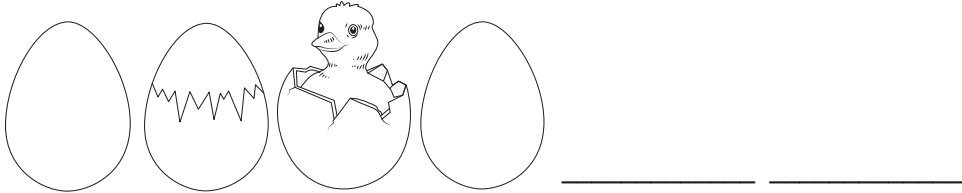


Worksheet 1

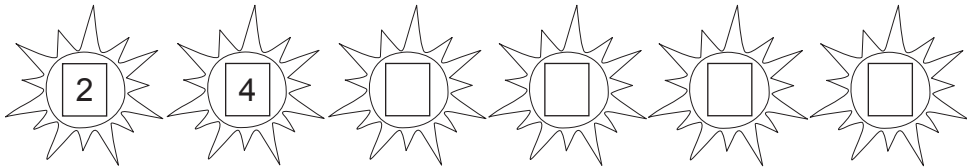
1. Draw the next 3 stages of the given geometrical pattern and colour it.



2. Colour and complete the following pattern.



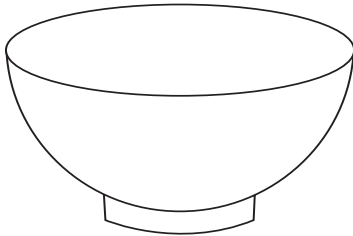
3. Colour and complete the following pattern of even numbers.




4. Complete the pattern.



5. Make a pattern on the bowl using straight and curved lines.

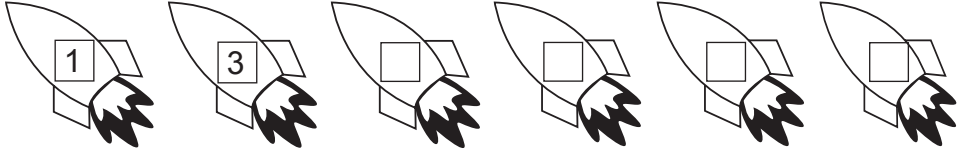


6. Make a pattern on the egg basket using squares and colour it.




Worksheet 2


1. Complete the pattern of numbers on the rockets and colour them.



2. Complete the number pattern by counting in threes and colour the flowers.



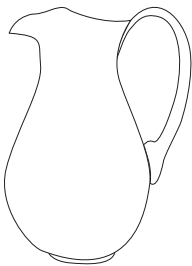
3. Complete the number pattern by counting in fives and colour the penguins.



4. Complete the following number pattern.

1, 2, 3, 1, 2, 3, _____, _____, _____, _____, _____, _____, _____, _____

5. Use a flower design to make a pattern on the jug.

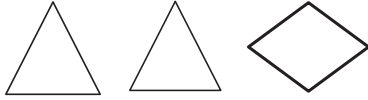


6. Draw a curve pattern on the ice cream and a line pattern on the cone. Also, colour the ice cream.




Answers to Worksheet 1

1.

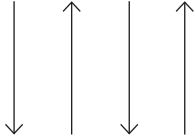


2.



3. 6, 8, 10, 12

4.



Answers to Worksheet 2

1. 5, 7, 9, 11

2. 9, 12, 15

3. 10, 15, 20, 25, 30, 35

4. 1, 2, 3, 1, 2, 3, 1, 2, 3